

---

# ADDENDUM: JULY 2023

---

This section provides new information regarding the Model 1700 that is not documented in this manual.

---

## UNCHECKED LOG FILE GROWTH ISSUE

---

AMI testing and field operations have identified a problem with unchecked Log File growth. When the log files exceed a certain size, startup of the instrument can be compromised and/or instruments settings can become corrupted.

---

### FIRMWARE UPDATE

This issue is corrected in firmware version 2.230731.21 or later. This firmware update is only compatible with TS-4900 based 1700 instruments at this time. Please contact your Authorized AMI Support Representative for more information about how to obtain the firmware update. Instructions on how to apply the firmware upgrades can be found in the **Service and Repair** section of this manual.

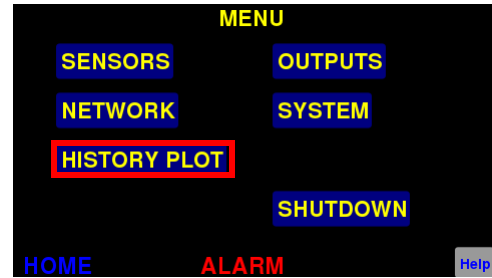
**NOTE** Applying the firmware update may not restore any settings that have already been corrupted prior. Manual reentry of the corrupted settings may still be required.

**NOTE** The new Log File configuration options include a maximum log file size. Once a log file size exceeds this value, it is deleted, and logging then proceeds from a new empty log file of the same name. Manually *clearing the history* also deletes the log file.

**NEW LOG FILE CONFIGURATION SCREEN**

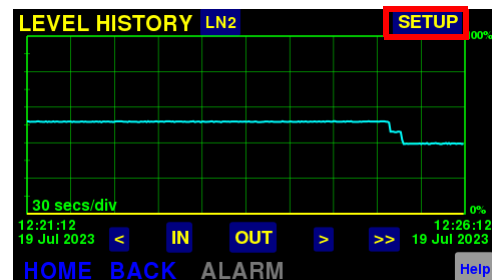
The firmware update includes a new configuration screen for the Log file function which can be accessed as follows:

1. From the MENU screen, select HISTORY PLOT.



MENU Screen

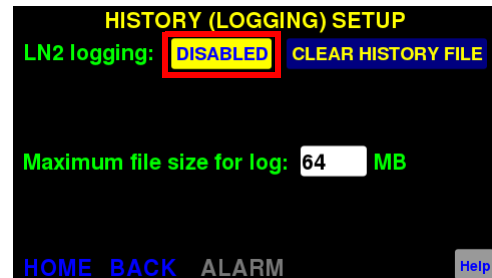
2. The LEVEL HISTORY screen will be displayed. Select SETUP to enter the new HISTORY (LOGGING) SETUP screen.



LEVEL HISTORY Screen

3. In the HISTORY (LOGGING) SETUP screen, choose to enable or disable logging as desired.

**NOTE** Logging is DISABLED as the new *default* setting with the firmware update.



HISTORY (LOGGING) SETUP Screen

4. Enter the maximum file size allowed for a log. You may also choose to clear each log as desired with the CLEAR HISTORY FILE selection.

**NOTE** 64 MB is the recommended maximum file size for most applications, equivalent to 30 days of logging at one second intervals.



Specify Maximum File Size

5. Select SAVE in the footer to save any new logging configuration.